


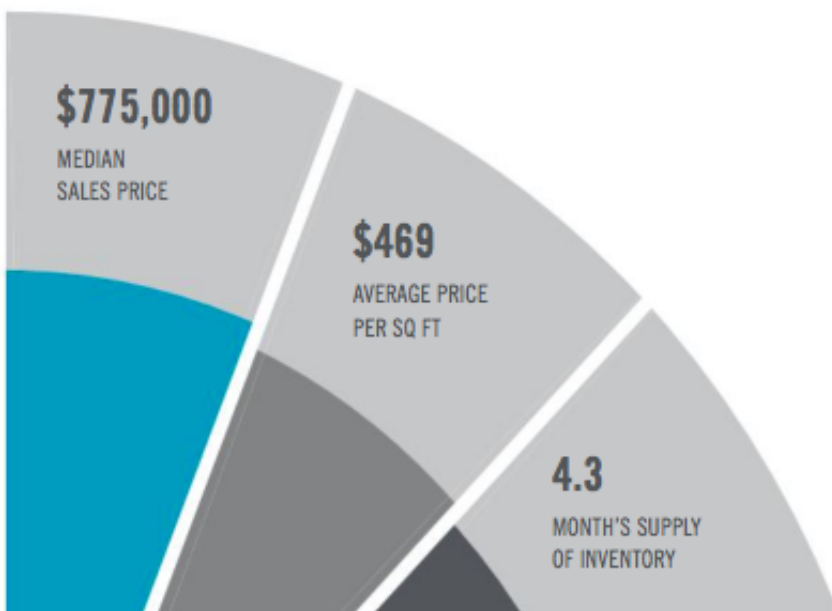
ORANGE COUNTY

DATA*

	JAN 2017	6 MONTH	3 MONTH	JAN 2018	% CHANGE
Median Price	\$735,000	\$780,000	\$776,000	\$775,000	5.4%
Average Price per Square Foot	\$434	\$451	\$477	\$469	8.1%
Properties Sold	1132	1762	1605	1063	-6.1%
Properties Pending Sale	1317	1875	1647	1352	2.7%
Properties For Sale	4,966	6,778	5,810	4,546	-8.5%
Days on Market (Pending Sale)	57	44	51	51	-10.5%
Month's Supply of Inventory	4.4	3.8	3.6	4.3	-2.5%
Percent Under Contract	26.5%	27.7%	28.3%	29.7%	12.1%
Average Median Price for Last 12 Months	\$732,079	\$781,250	\$780,000	\$773,192	5.6%

*Information obtained from Broker Metrics, The MLS and Foreclosure Radar for all areas in Los Angeles Micro Market Report. Statistics are subject to change due to individual real estate company reporting disciplines.

CURRENT MARKET SNAPSHOT

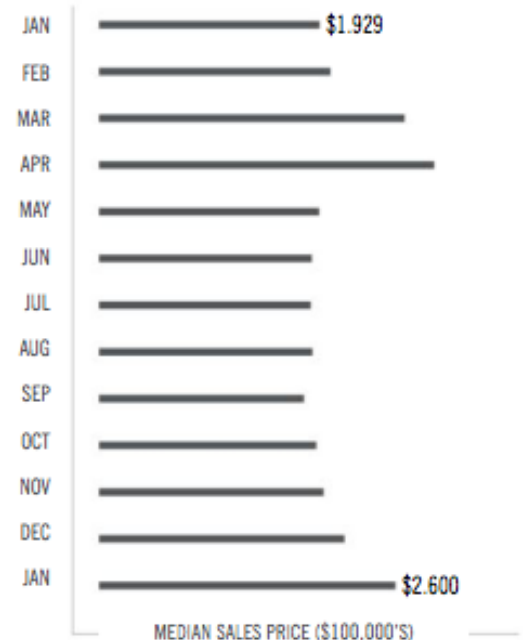
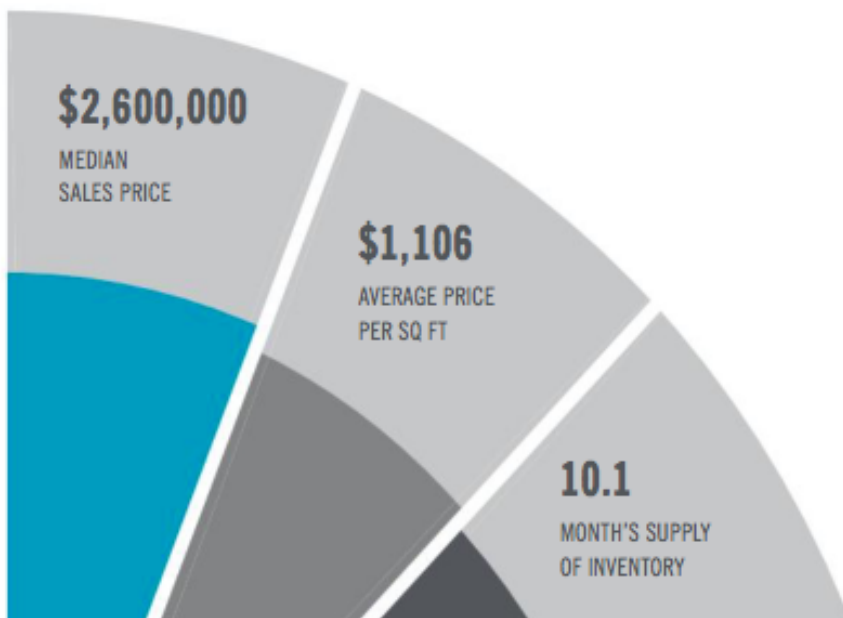


LAGUNA BEACH

DATA*	JAN 2017	6 MONTH	3 MONTH	JAN 2018	% CHANGE
Median Price	\$1,929,500	\$1,850,000	\$1,900,000	\$2,600,000	34.7%
Average Price per Square Foot	\$912	\$1,058	\$1,198	\$1,106	21.3%
Properties Sold	25	26	31	21	-16.0%
Properties Pending Sale	26	30	31	20	-23.1%
Properties For Sale	183	280	264	213	16.4%
Days on Market (Pending Sale)	161	62	89	106	-34.2%
Month's Supply of Inventory	7.3	10.8	8.5	10.1	38.6%
Percent Under Contract	14.2%	10.7%	11.7%	9.4%	-33.9%
Average Median Price for Last 12 Months	\$1,913,250	\$2,044,417	\$2,237,167	\$2,113,815	10.5%

*Information obtained from Broker Metrics, The MLS and Foreclosure Radar for all areas in Los Angeles Micro Market Report. Statistics are subject to change due to individual real estate company reporting disciplines.

CURRENT MARKET SNAPSHOT

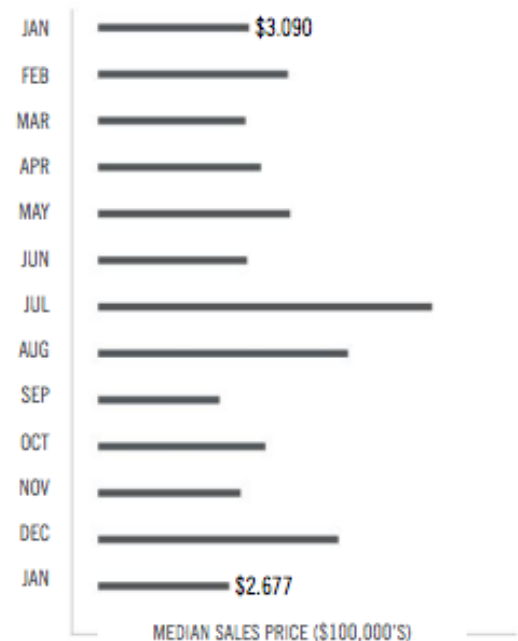
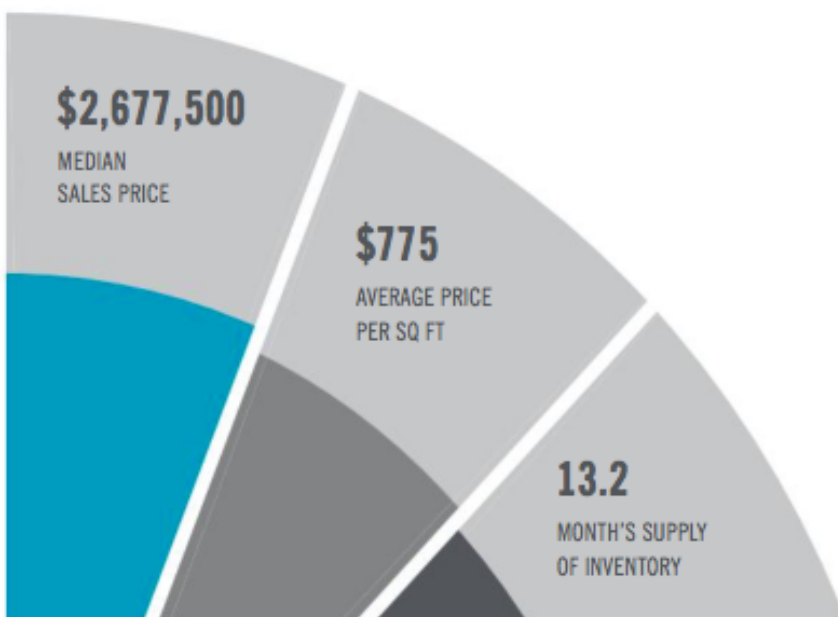


NEWPORT COAST

DATA*	JAN 2017	6 MONTH	3 MONTH	JAN 2018	% CHANGE
Median Price	\$3,090,000	\$6,900,000	\$3,430,000	\$2,677,500	-13.3%
Average Price per Square Foot	\$866	\$1,110	\$990	\$775	-10.5%
Properties Sold	8	9	25	6	-25.0%
Properties Pending Sale	13	7	19	14	7.7%
Properties For Sale	100	105	103	79	-21.0%
Days on Market (Pending Sale)	56	92	77	70	25.0%
Month's Supply of Inventory	12.5	11.7	4.1	13.2	5.3%
Percent Under Contract	13.0%	6.7%	18.4%	17.7%	36.3%
Average Median Price for Last 12 Months	\$2,786,760	\$3,599,250	\$3,513,500	\$3,756,385	34.8%

*Information obtained from Broker Metrics, The MLS and Foreclosure Radar for all areas in Los Angeles Micro Market Report. Statistics are subject to change due to individual real estate company reporting disciplines.

CURRENT MARKET SNAPSHOT



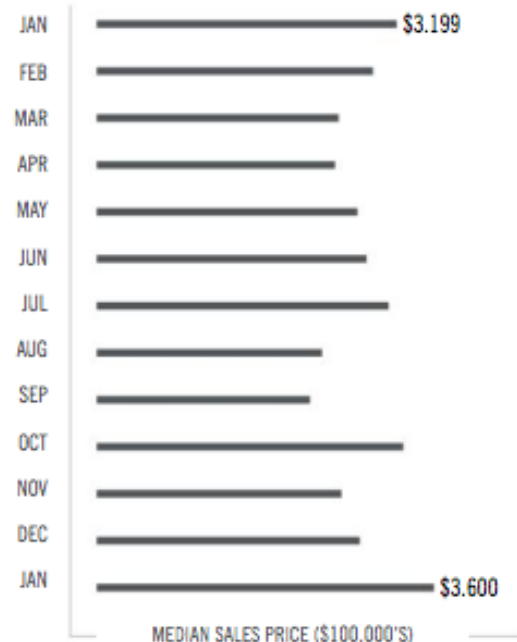
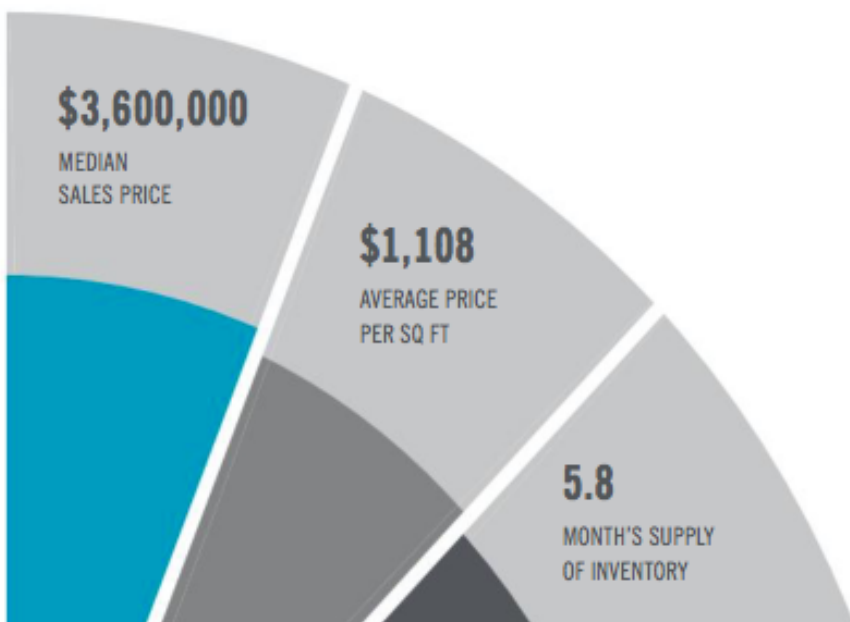
CORONA DEL MAR - SPYGLASS

DATA*

	JAN 2017	6 MONTH	3 MONTH	JAN 2018	% CHANGE
Median Price	\$3,199,230	\$3,112,000	\$3,270,000	\$3,600,000	12.5%
Average Price per Square Foot	\$988	\$1,133	\$1,519	\$1,108	12.1%
Properties Sold	9	15	8	13	44.4%
Properties Pending Sale	11	10	12	12	9.1%
Properties For Sale	66	80	79	75	13.6%
Days on Market (Pending Sale)	81	85	89	172	112.3%
Month's Supply of Inventory	7.3	5.3	9.9	5.8	-21.3%
Percent Under Contract	16.7%	12.5%	15.2%	16.0%	-4.0%
Average Median Price for Last 12 Months	\$2,930,561	\$2,823,333	\$3,002,667	\$2,842,915	-3.0%

*Information obtained from Broker Metrics, The MLS and Foreclosure Radar for all areas in Los Angeles Micro Market Report. Statistics are subject to change due to individual real estate company reporting disciplines.

CURRENT MARKET SNAPSHOT



CRYSTAL COVE

DATA*

	JAN 2017	6 MONTH	3 MONTH	JAN 2018	% CHANGE
Median Price	\$0	\$6,900,000	\$6,215,000	\$4,300,000	n/a
Average Price per Square Foot	\$0	\$1,222	\$1,276	\$1,074	n/a
Properties Sold	0	5	6	1	n/a
Properties Pending Sale	2	1	3	3	50.0%
Properties For Sale	21	22	23	24	14.3%
Days on Market (Pending Sale)	44	105	34	112	154.5%
Month's Supply of Inventory	n/a	4.4	3.8	24	n/a
Percent Under Contract	9.5%	4.5%	13.0%	12.5%	31.2%
Average Median Price for Last 12 Months	\$5,612,637	\$7,214,306	\$5,593,844	\$7,270,139	29.5%

*Information obtained from Broker Metrics, The MLS and Foreclosure Radar for all areas in Los Angeles Micro Market Report. Statistics are subject to change due to individual real estate company reporting disciplines.

CURRENT MARKET SNAPSHOT

